

Categoria **4-32**
 Codice **432-HKD...BIANCO**
 Prodotto **TERMO ARREDO KALURA DIRITTO BIANCO**

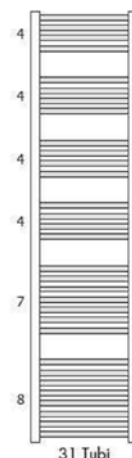
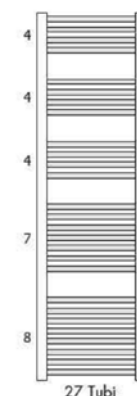
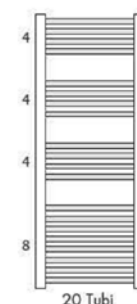
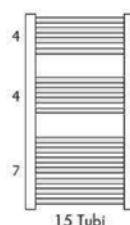


MATERIALE/ MATERIAL: ACCIAIO/ STEEL
PROFILI/PROFILES: SPESSORE/THICKNESS 1.5MM
TUBI ORIZZONTALI/PIPES: DIAM. 22 MM
SPESSORE/THICKNESS 0.90MM
PRESSIONE MASSIMA DI ESERCIZIO/
MAX WORKING PRESSURE: 10 BAR
TRATTAMENTO ESTERNO/COATING
NICHELATURA E CROMATURA/
NICKEL AND CHROME PLATING
FORNITURA STANDARD/
STANDARD EQUIPMENT:

- **4 FISSAGGI/ 4 BRACKETS**
- **1 TAPPO CIECO/BLIND PLUG**
- **1 VALVOLA SFIATO 1/2"/**
AIR VENT PLUG 1/2"



ELEMENTI ORIZZONTALI A TUBI TONDI 22 MM Ø
COLLETTORI VERTICALI SEMIOVALI 40x30 MM



Codice/Code	Dimensioni/Dimensions (mm)		Interasse/ Wheelbase (mm)	Nr. Tubi/pipe s	Peso/Weight	Resa Termica/ Thermal yield (kcal/Watt)			
	Larghezza/ Width	Altezza/height				pz/pcs	kg	ΔT 60°C	ΔT 50°C
432-HKD080-B40	450	800	400	15	6,1	358/416	287/334	220/255	155/181
432-HKD080-B45	500	800	450	15	6,7	393/457	315/368	241/280	170/199
432-HKD080-B50	550	800	500	15	7,1	428/497	343/399	263/305	186/216
432-HKD080-B55	600	800	550	15	7,5	463/537	371/431	285/330	202/234
432-HKD120-B40	450	1118	400	20	7,8	500/581	401/467	307/357	217/253
432-HKD120-B45	500	1118	450	20	8,6	549/638	440/513	373/392	238/278
432-HKD120-B50	550	1118	500	20	9,0	598/695	480/558	367/427	260/302
432-HKD120-B55	600	1118	550	20	9,8	646/751	519/603	397/462	281/327
432-HKD120-B60	650	1118	600	20	8,05	631/734	505/587	379/441	272/317
432-HKD150-B40	450	1500	400	27	8,9	671/780	538/627	412/479	291/339
432-HKD150-B45	500	1500	450	27	9,8	736/856	590/688	452/526	319/372
432-HKD150-B50	550	1500	500	27	10,4	802/930	645/748	493/573	349/405
432-HKD150-B55	600	1500	550	27	11,1	867/1007	697/809	533/619	377/439
432-HKD150-B60	650	1500	600	27	11,2	843/980	674/784	506/589	364/423
432-HKD180-B40	450	1760	400	31	12,8	807/938	648/754	496/577	351/408
432-HKD180-B45	500	1760	450	31	14,0	886/1030	711/828	544/633	358/448
432-HKD180-B50	550	1760	500	31	14,8	964/1121	774/900	592/689	420/488
432-HKD180-B55	600	1760	550	31	16,0	1041/1210	836/973	640/744	453/527
432-HKD180-B60	650	1760	600	31	13,2	972/1131	778/905	584/679	420/489